

# Agricultural Tractor 4WD

New chassis:PN 704







# PRECISION AGRICULTURE






preparing



growing



baler




planting



harvesting



# RELIABLE



- New model rear chassis, the use quality of the whole machine is improved, the paddy tire, the maximum traction force can be increased by 20%.
- Hydraulic steering, easy to operate, greatly reduce the labor intensity. Four-wheel drive is more suitable for viscous and wet soil operations.
- Gearbox air tight test, to make sure gearbox not leakage.



# APPLICATION+

upland field



paddy field



orchard



garden



farmstead





# RANGE

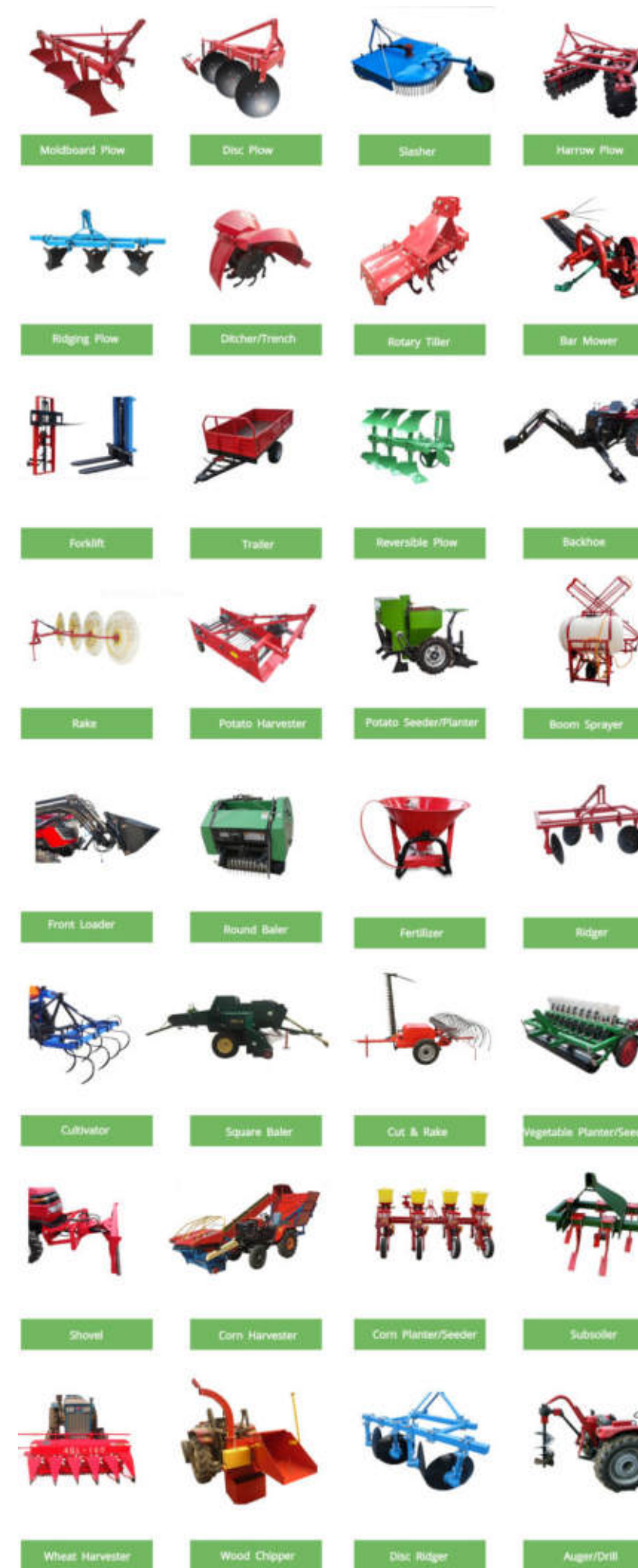
- Power:70HP,4x4
- customized color and hood etc.
- optional canopy, roll bar and glass cabin



# ATTACHMENTS

**More than 40 kinds  
of implements can  
attach to wheeled  
tractor.**

**More details about attachment  
shows in separately. We will  
introduce matched implements  
for different horsepower tractor  
professionally.**





# TECHNICAL FEATURES



Model	PN-Four Wheel Tractor 704
Type	Drive Type 4x4
Power (kW)	51.50
Dimension (LxWxH/mm)	3630x1500x2370
Wheel Base (mm)	1860
Min. Ground Clearance (mm)	450
Min. Operating Weight (kg)	1695
Tread (mm)	Front Tread: 1200 (1200-1500) Adjustable Rea Tread: 1200 (1200-1500) Adjustable
Clutch Type	Dry-Type, Single-Acting
Engine	4 Cylinder, Water-Cooled, Diesel
Rated Speed (r/min)	2300
Gear	8F+2R (Optional 8F+8R)
PTO Type	6 PIN. $\phi$ 35. (Optional: 8PIN)
PTO Rated Power (kW)	$\geq 43.8$
PTO Speed (r/min)	540/720
Linkage	3-Point Hitch
Hydrualic Output	1-Way Valve (Optional 2-Way Valve)
Hydrualic Adjustment Mode	Forced Hydrualic System, Position Control, Floating Control
Max. Lifting Force At Frame Center (kN)	$\geq 12.4$
Tyre Size (Front/Rear)	7.50-16/12.4-28



# FEATURE

1. For this 704 Tractor, the transmission box and power output of this model adopt meshing sleeve shifting gear and anti-off-gear device to solve the off-gear problem, compact structure, easy maintenance, reliable work. It is a great tractor for large scale farm or field.
2. Large size paddy tyre with high quality rear gearbox.
3. Multi-stop power output can meet the requirements of rotary ploughing, ploughing, raking, sowing and other fields.
4. It can meet the requirements of pear tillage and rotary tillage and keep the same tillage depth.





[pandatractor.com](http://pandatractor.com)



# THE SERVICES



## **Spare parts:**

A complete range of original spare parts, guaranteed directly.

## **Warranty:**

A precise certainty for the customer's satisfaction: 2-year warranty.

## **Assistance:**

A team of specialists, well prepared and available to assure an efficient and resolving service.

## **Cooperation+:**

Agricultural machinery industry information and customer marketing assistance.

**Panda Tractor CO.,LTD**

silvia@pandatractor.com  
+86 15933376293

pandatractor.com